



Annual Drinking Water Quality Report

HAMPTON IL1610300

Annual Water Quality Report for the period of January 1 to December 31, 2021

This report is intended to provide you with important information about your drinking water and the efforts made by the Hampton water system to provide safe drinking water. The source of drinking water used by Hampton is purchased water from the City of East Moline.

For more information regarding this report contact: Michelle Reyes, Village Clerk 309-755-7165 or email: mreyes@hamptonil.org

We want our valued customers to be informed about their water quality. If you would like to learn more, please feel welcome to attend any of our scheduled meetings. The Village Board meets on the second and fourth Monday of the month at 6:30 PM at the Village Hall, 520 First Avenue.

Source of Drinking Water

The sources of drinking water (both tap water and bottled water) include rivers, lakes, streams, ponds, reservoirs, springs, and groundwater wells. As water travels over the surface of the land or through the ground, it dissolves naturally occurring minerals and, in some cases, radioactive material, and can pick up substances resulting from the presence of animals or from human activity.

Contaminants that may be present in source water include:

- Microbial contaminants, such as viruses and bacteria, which may come from sewage treatment plants, septic systems, agricultural livestock operations and wildlife.
- Inorganic contaminants, such as salts and metals, which can be naturally occurring or result from urban storm water runoff, industrial, or domestic wastewater discharges, oil and gas production, mining, or farming.
- Pesticides and herbicides, which may come from a variety of sources such as agriculture, urban storm water runoff, and residential uses.
- Organic chemical contaminants, including synthetic and volatile organic chemicals, which are byproducts of industrial processes and petroleum production, and can also come from gas stations, urban storm water runoff, and septic systems.
- Radioactive contaminants, which can be naturally occurring or be the result of oil and gas production and mining activities.

Drinking water, including bottled water, may reasonably be expected to contain at least small amounts of some contaminants. The presence of contaminants does not necessarily indicate that water poses a health risk. More information about contaminants and potential health effects can be obtained by calling the EPA's Safe Drinking Water Hotline at (800) 426-4791.

In order to ensure that tap water is safe to drink, EPA prescribes regulations which limit the amount of certain contaminants in water provided by public water systems. FDA regulations establish limits for contaminants in bottled water which must provide the same protection for public health.

Some people may be more vulnerable to contaminants in drinking water than the general population. Immuno-compromised persons such as persons with cancer undergoing chemotherapy, persons who have undergone organ transplants, people with HIV/AIDS or other immune system disorders, some elderly and infants can be particularly at risk from infections. These people should seek advice about drinking water from their health care providers. EPA/CDC guidelines on appropriate means to lessen the risk of infection by Cryptosporidium and other microbial contaminants are available from the Safe Drinking Water Hotline (800-426-4791).

Lead In Drinking Water

If present, elevated levels of lead can cause serious health problems, especially for pregnant women and young children. Lead in drinking water is primarily from materials and components associated with service lines and home plumbing. The Village of Hampton is responsible for providing high quality drinking water, but cannot control the variety of materials used in plumbing components. If your water has been sitting for several hours, you can minimize the potential for lead exposure by flushing your tap for 30 seconds to 2 minutes before using water for drinking or cooking. If you are concerned about lead in your water, you may wish to have your water tested. Information on lead in your drinking water, testing methods, and steps you can take to minimize exposure is available from the Safe Drinking Water Hotline (800) 426-4791 or at www.epa.gov/safewater/lead.

Source Water Assessment

A Source Water Assessment Plan (SWAP) is now available at the East Moline Water Treatment Plant office. This plan is an assessment of the delineated area around our listed sources through which contaminants, if present, could migrate and reach our source water. It includes an inventory of potential sources of contamination within the delineated area, and a determination of the water supply's susceptibility to contamination by the identified potential sources. According to the SWAP, East Moline had a susceptibility rating of medium. If you would like to review the SWAP, you may access the assessment from the Illinois EPA website at <http://www.epa.state.il.us/cgi-bin/wp/swap-fact-sheets.pl>.

Table 1: Substances Regulated by the USEPA

Substance we test for...	Unit the substance is measured in ...	Year we sampled...	MCL or MRDL	MCLG or MRDLG	Amount we detected...	Range detected	Violation	Likely Source of contamination...
Combined Radium 226/228	pCi/L	2015	5	0	1.52	1.52-1.52	No	Erosion of naturally occurring deposits
Gross Alpha excluding Radon & Uranium	pCi/L	2015	15	0	0.552	0.552-0.552	No	Erosion of naturally occurring deposits
Barium	ppm	2021	2	2	0.04	0.04-0.04	No	Discharge of drilling wastes Discharge from metal refineries Erosion of naturally occurring deposits
Fluoride	ppm	2021	4	4	0.673	0.673-0.673	No	Discharge from fertilizer and aluminum factories Erosion of naturally occurring deposits Water additive that promotes strong teeth
Nitrate	ppm	2021	10	10	1.2	1.2-1.2	No	Erosion of naturally occurring deposits Leaching from septic tanks and sewage Runoff from fertilizer use
Selenium	ppb	2021	50	50	2.5	2.5-2.5	No	Discharge from petroleum and metal refineries Erosion of naturally occurring deposits Discharge from mines
Turbidity ¹	NTU	2021	1	NA	0.27	0.10-0.27	No	Soil runoff
Turbidity	Lowest monthly % of samples meeting limit	2021	0.3 NTU	NA	100%	100%	No	Soil runoff

¹Turbidity is a measure of the cloudiness of the water caused by suspended particles. We monitor it because it is a good indicator of water quality and the effectiveness of the filtration system and disinfectants.

Table 1 continued: Substances Regulated by the IEPA

Substance we tested for...		Violation	Likely source of contamination...
Total Organic Carbon	The percentage of Total Organic Carbon (TOC) removal was measured each month and the system met all TOC removal requirements set, unless a TOC violation is noted in the violation section.	No	Naturally present in the environment

Table 2: Substances Regulated by the IEPA

Substance we test for...	Unit the substance is measured in ...	Year we sampled...	MCL or MRDL	MCLG or MRDLG	Amount we detected...	Range detected	Violation	Likely Source of contamination...
Iron ²	ppm	2021	1.0	NA	<0.010	<0.010- <0.010	No	Erosion of naturally occurring deposits
Manganese ²	ppb	2021	150	150	<1.0	<1.0-<1.0	No	Erosion of naturally occurring deposits
Sodium ²	ppm	2021	NA	NA	35	35-35	No	Erosion of naturally occurring deposits Used in water softener regeneration
Selenium	ppb	2021	50	50	2.5	2.5-2.5	No	Discharge from petroleum and metal refineries Erosion of natural deposits Discharge from mines

²Iron, manganese and sodium are not currently regulated by the USEPA. However, the state has set an MCL for these contaminants for supplies serving a population of 1,000 or more.

Table 3: Unregulated Contaminants

Substance we test for...	Unit the substance is measured in ...	Year we sampled...	Advisory Level	Amount we detected...	Range detected	Violation	
PFOA	ppt	2021	2.0	2.4	2.4-2.4	No	In 2021, our public water supply was sampled as part of the State of Illinois PFAS Statewide Investigation. Results from this sampling indicated that PFAS were detected in our drinking water above the advisory level. Follow up monitoring is being conducted. For mor information about PFAS health advisories please visit https://www2.illinois.gov/epa/topics/water-quality/pfas/Pages/pfas-healthadvisory.aspx .

EAST MOLINE ' S WATER TREATMENT PROCESS




1

Raw surface water is taken in from the Mississippi River via an intake pipe and flows to the intake building.




2

Here the water flows through a large mesh screen to remove debris, and a chemical called Carbon is added to remove unwanted tastes and odors from the water. The water is then pumped to the water plant for further treatment.



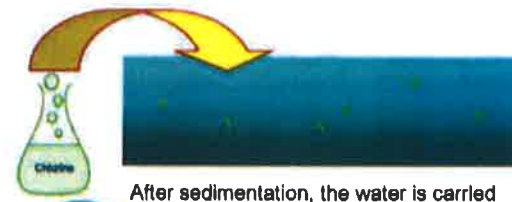
3

At the water plant the water is treated with a chemical called Aluminum sulfate (alum). Alum is used in a process called coagulation, which helps dirt, bacteria, algae, and other particles bind together and form larger particles called floc. These chemicals are added to the water and mixed using large propeller mixers.



4


During the coagulation/flocculation stage of treatment the water goes through a series of basins that mix progressively slower and allow floc to become heavy enough that it will drop to the bottom of the sedimentation basin. The floc is then removed from the bottom of the sedimentation basin using a large sweep.



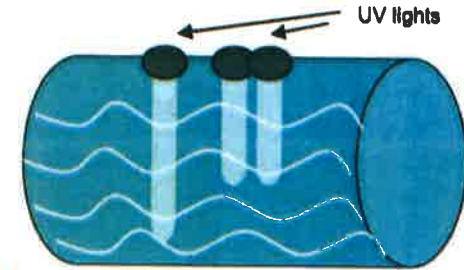
5

After sedimentation, the water is carried through a settled water channel to the filters. Chlorine is added in the settled water channel to disinfect the water.

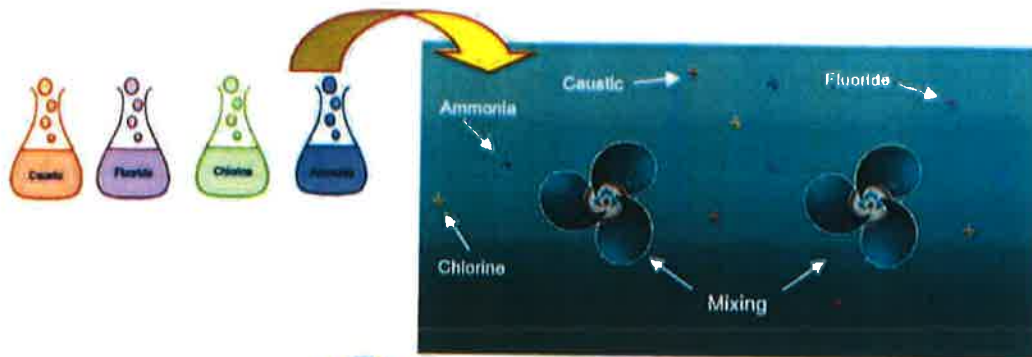
EAST MOLINE ' S WATER TREATMENT PROCESS



6 Any particles remaining in the water after coagulation and sedimentation are removed by passing the water through filters made from crushed coal (anthracite), sand, and gravel. The filters catch the small particles and do not allow them to pass through the filter.



7 Some organisms in the water, such as Giardia and Cryptosporidium, are resistant to disinfection treatment and therefore must be inactivated. We treat the water with ultraviolet (UV) radiation to inactivate these organisms.



8 After UV inactivation, the water is treated with a combination of chlorine and ammonia to form a product called chloramine. Chloramines further disinfect the water while hindering the formation of unwanted trihalomethanes (THMs). In addition, Fluoride is added to the water to help protect our teeth from decay, and Caustic is added to help stabilize the pH of the water.



9 Finally, based on consumer demands, finished water is pumped from the clearwell storage tank at the water plant to the cities' four water towers for additional storage. The water then flows through underground water mains and water service lines to homes and businesses throughout the city.

Consumer Confidence Report

Annual Drinking Water Quality Report

HAMPTON

IL1610300

Annual Water Quality Report for the period of January 1 to December 31, 2021

This report is intended to provide you with important information about your drinking water and the efforts made by the water system to provide safe drinking water.

The source of drinking water used by HAMPTON is Purchased Surface Water.

For more information regarding this report contact:

Name Eric Toalson
Phone 309-755-7165

Este informe contiene información muy importante sobre el agua que usted bebe. Tradúzcalo ó hable con alguien que lo entienda bien.

Source of Drinking Water
The sources of drinking water (both tap water and bottled water) include rivers, lakes, streams, ponds, reservoirs, springs, and wells. As water travels over the surface of the land or through the ground, it dissolves naturally-occurring minerals and, in some cases, radioactive material, and can pick up substances resulting from the presence of animals or from human activity.
Contaminants that may be present in source water include: <ul style="list-style-type: none">- Microbial contaminants, such as viruses and bacteria, which may come from sewage treatment plants, septic systems, agricultural livestock operations, and wildlife.- Inorganic contaminants, such as salts and metals, which can be naturally-occurring or result from urban storm water runoff, industrial or domestic wastewater discharges, oil and gas production, mining, or farming.- Pesticides and herbicides, which may come from a variety of sources such as agriculture, urban storm water runoff, and residential uses.- Organic chemical contaminants, including synthetic and volatile organic chemicals, which are by-products of industrial processes and petroleum production, and can also come from gas stations, urban storm water runoff, and septic systems.- Radioactive contaminants, which can be naturally-occurring or be the result of oil and gas production and mining activities.

Drinking water, including bottled water, may reasonably be expected to contain at least small amounts of some contaminants. The presence of contaminants does not necessarily indicate that water poses a health risk. More information about contaminants and potential health effects can be obtained by calling the EPA's Safe Drinking Water Hotline at (800) 426-4791.
In order to ensure that tap water is safe to drink, EPA prescribes regulations which limit the amount of certain contaminants in water provided by public water systems. FDA regulations establish limits for contaminants in bottled water which must provide the same protection for public health.
Some people may be more vulnerable to contaminants in drinking water than the general population.
Immuno-compromised persons such as persons with cancer undergoing chemotherapy, persons who have undergone organ transplants, people with HIV/AIDS or other immune system disorders, some elderly and infants can be particularly at risk from infections. These people should seek advice about drinking water from their health care providers. EPA/CDC guidelines on appropriate means to lessen the risk of infection by Cryptosporidium and other microbial contaminants are available from the Safe Drinking Water Hotline (800-426-4791).
If present, elevated levels of lead can cause serious health problems, especially for pregnant women and young children. Lead in drinking water is primarily from materials and components associated with service lines and home plumbing. We cannot control the variety of materials used in plumbing components. When your water has been sitting for several hours, you can minimize the potential for lead exposure by flushing your tap for 30 seconds to 2 minutes before using water for drinking or cooking. If you are concerned about lead in your water, you may wish to have your water tested. Information on lead in drinking water, testing methods, and steps you can take to minimize exposure is available from the Safe Drinking Water Hotline or at http://www.epa.gov/safewater/lead .

Source Water Information

Source Water Name

Type of Water

Report Status Location

CC 01 MASTER METER 1

FF IL1610250 TP01

SW

Source Water Assessment

We want our valued customers to be informed about their water quality. If you would like to learn more, please feel welcome to attend any of our regularly scheduled meetings. The source water assessment for our supply has been completed by the Illinois EPA. If you would like a copy of this information, please stop by City Hall or call our water operator at . To view a summary version of the completed Source Water Assessments, including: Importance of Source Water; Susceptibility to Contamination Determination; and documentation/recommendation of Source Water Protection Efforts, you may access the Illinois EPA website at <http://www.epa.state.il.us/cgi-bin/wp/swap-fact-sheets.pl>.

Source of Water: EAST MOLINE Illinois EPA considers all surface water sources of community water supply to be susceptible to potential pollution problems, hence, the reason for mandatory treatment for all surface water supplies in Illinois. Mandatory treatment includes coagulation, sedimentation, filtration, and disinfection. Within the Illinois portion of the Upper Mississippi River Watershed, which is illustrated in Figure 3, many commodities, including manufactured goods, petrochemicals, and pesticides are transported along the river system. The production, storage, and transportation of these commodities are a major concern, especially when occurring near surface water intakes. In addition, agricultural runoff within the Illinois portion of the Upper Mississippi River Basin contributes to the susceptibility of the East Moline intakes. With high flow rates and long distances of travel on the Mississippi River, critical areas can be extensive. The critical area for the East Moline intake was determined using data from a joint U.S. Environmental Protection Agency/U.S. Geological Survey project. This project used a computer modeling program (SPARROW) to determine travel times on major rivers in the United States. Accidental spills of hazardous materials into navigable waterways are a major concern because of their frequency in the United States in recent years. Illinois has access to 1,116 miles of inland waterway that can handle commercial barge traffic. These include the Upper Mississippi River, Illinois River Waterway, and the Ohio River. Along these waterways are numerous facilities that load and unload hazardous materials. Analysis of reported spills indicate that between 1974 and 1989, 794 accidental spills of hazardous materials occurred along Illinois waterways. Approximately 92% of these spills occurred along the Mississippi and/or the Illinois River. Figure 2 shows the critical area of concern (Zone 1) for the East Moline surface water intake. Spills occurring in this critical area will travel to the intake in five hours or less, making contingency planning and spill reporting a major concern in this watershed. Further information concerning spill response planning on the Mississippi River may be found in U.S. EPA's website at www.epa.gov/region5/oil and at U.S. Geological Survey's website ftp://ftp.umesc.er.usgs.gov/pub/gis_data/oil_spill. The Upper Mississippi River Water Suppliers Coalition is currently working to develop an Early Warning Monitoring Network on the Mississippi River. This Network would enhance response times by providing supplies with early notification of spills on the Mississippi River.

2021 Regulated Contaminants Detected

Lead and Copper

Definitions:

Action Level Goal (ALG): The level of a contaminant in drinking water below which there is no known or expected risk to health. ALGs allow for a margin of safety.

Action Level: The concentration of a contaminant which, if exceeded, triggers treatment or other requirements which a water system must follow.

Lead and Copper	Date Sampled	MCLG	Action Level (AL)	90th Percentile	# Sites Over AL	Units	Violation	Likely Source of Contamination
Copper	2021	1.3	1.3	0.16	0	ppm	N	Erosion of natural deposits; Leaching from wood preservatives; Corrosion of household plumbing systems.
Lead	2021	0	15	1.1	0	ppb	N	Corrosion of household plumbing systems; Erosion of natural deposits.

Water Quality Test Results

Definitions:

The following tables contain scientific terms and measures, some of which may require explanation.

Avg: Regulatory compliance with some MCLs are based on running annual average of monthly samples.

Level 1 Assessment: A Level 1 assessment is a study of the water system to identify potential problems and determine (if possible) why total coliform bacteria have been found in our water system.

Level 2 Assessment: A Level 2 assessment is a very detailed study of the water system to identify potential problems and determine (if possible) why an E. coli MCL violation has occurred and/or why total coliform bacteria have been found in our water system on multiple occasions.

Maximum Contaminant Level or MCL: The highest level of a contaminant that is allowed in drinking water. MCLs are set as close to the MCLGs as feasible using the best available treatment technology.

Maximum Contaminant Level Goal or MCLG: The level of a contaminant in drinking water below which there is no known or expected risk to health. MCLGs allow for a margin of safety.

Maximum residual disinfectant level or MRDL: The highest level of a disinfectant allowed in drinking water. There is convincing evidence that addition of a disinfectant is necessary for control of microbial contaminants.

Maximum residual disinfectant level goal or MRDLG: The level of a drinking water disinfectant below which there is no known or expected risk to health. MRDLGs do not reflect the benefits of the use of disinfectants to control microbial contaminants.

na: not applicable.

mrem: millirems per year (a measure of radiation absorbed by the body)

ppb: micrograms per liter or parts per billion - or one ounce in 7,350,000 gallons of water.

Water Quality Test Results

ppm: milligrams per liter or parts per million - or one ounce in 7,350 gallons of water.
Treatment Technique or TT: A required process intended to reduce the level of a contaminant in drinking water.

Regulated Contaminants

Disinfectants and Disinfection By-Products	Collection Date	Highest Level Detected	Range of Levels Detected	MCLG	MCL	Units	Violation	Likely Source of Contamination
Chlorine	12/31/2021	2.6	2 - 3	MRDLG = 4	MRDL = 4	ppm	N	Water additive used to control microbes.
Haloacetic Acids (HAA5)	2021	30	15.5 - 46.8	No goal for the total	60	ppb	N	By-product of drinking water disinfection.
Total Trihalomethanes (TTHM)	2021	37	25.3 - 42.3	No goal for the total	80	ppb	N	By-product of drinking water disinfection.

Violations Table

Consumer Confidence Rule

The Consumer Confidence Rule requires community water systems to prepare and provide to their customers annual consumer confidence reports on the quality of the water delivered by the systems.

Violation Type	Violation Begin	Violation End	Violation Explanation
CCR ADEQUACY/AVAILABILITY/CONTENT	07/01/2021	07/09/2021	We failed to provide to you, our drinking water customers, an annual report that adequately informed you about the quality of our drinking water and the risks from exposure to contaminants detected in our drinking water.
CCR REPORT	07/01/2021	07/06/2021	We failed to provide to you, our drinking water customers, an annual report that informs you about the quality of our drinking water and characterizes the risks from exposure to contaminants detected in our drinking water.